




---

# Registration

Grade 10

January 2025

1




---

# Registration Overview

- Today:
  - Students will receive:
    - Program of Studies (electronic)
    - Registration Folder with course selection
  - Counselors review registration details

2




---

# Registration Overview

- During Registration Weeks:
  - Students take home registration materials to discuss choices with parents/guardians
  - Students review teacher recommendations
  - Students with an IEP visit with case manager
  - Students enter choices in PowerSchool

3




---

# Schedule Timeline

- Students enter course selections in Jan/Feb
- Cancellation of classes in March
- Students make new choices in March
- Schedule conflicts resolved in May & summer
- Students receive schedules in August


4



## Choices Matter

- Choose classes to meet **graduation requirements and post-secondary requirements**
- Choose classes based on your **interests & career choices**
- Choose classes based on your **ability – especially in math, science and foreign language**


5



## Credit Comparison

Subject Area	FNH Requirements	College Prep Recommendations
English	4	4
Math	3	4
Science	3	4
Social Studies	3	3
Foreign Language	0	2 – depending on college
Fine Arts	0	1 – depending on college

6




## Mathematics

- Algebra 1
- Geometry or Informal Geometry
- Algebra 2, Algebra 2 Block or Mathematics in Action
- *College Algebra & Trigonometry*
- *AP Statistics*
- *Pre-Calculus*
- *AP Calculus AB/BC*

} *Electives*

7



## Science Flowchart

- 9<sup>th</sup> Grade: Physical Science
- 10<sup>th</sup> Grade: Biology or (Biology and Chemistry)
- 11<sup>th</sup> Grade: } Depending on your course sequence you might take one or more of the following:
- 12<sup>th</sup> Grade: }
  - Chemistry
  - Physics
  - Forensic Science (1/2 cr.)
  - Environmental Science (1/2 cr.)
  - AP Chemistry
  - AP Biology
  - AP Environmental Science (1 cr.)
  - AP Physics
  - Anatomy & Physiology

8



## North High Graduation Requirements

- English = 4 credits
- Social Studies = 3 credits
- Mathematics = 3 credits
- Science = 3 credits
- Physical Education & Health = 1 credit
- Electives = 8 credits
  
- Total Credits = 22

9



## Failures and Retakes

- Students with failures in required courses should make plans for retakes with their counselor. Available options may include:
  - Summer School  
(i.e., You must complete English 2 before taking English 3)
  - Registering to take the class again next year
  - Consult with your counselor

10



## Summer School

- Registration opens February 1, 2025
  - Session 1 dates: June 10 – July 2
  - Session 2 dates: July 7 – July 29
- 1.5 credits is the maximum summer school load
- Classes are available in person and hybrid
- In-person classes are held at South; transportation is available
- Sports camps registration information is online
- See your counselor with registration questions

[www.fargosummerschool.com](http://www.fargosummerschool.com)

11



## Program of Studies

### Course Descriptions

- Things you will find in the Program of Studies:
- Course information
  - Graduation requirements
  - Suggested college prep curriculum
  - Advanced Placement & dual credit information
  - ND Scholarship opportunity
  - Coordinated plans of study for scholarships
  - Career planning opportunities
  - Credit recovery information
  - 4-year planning guide
  - NCAA, NAIA, & extra-curricular activities information

12



## Advanced Placement

- Taking college level classes in high school
- Testing required to get college credit
- Meets a requirement for North Dakota Scholarship (or Dual Credit)
- Take AP classes if you are prepared
  - To read and study from a textbook with an advanced level of difficulty (5 levels higher)
  - To do critical thinking and analysis
  - To write essays for your assessment
  - To complete daily reading and homework outside of class

13



## Dual Credit

- College credit while in high school
- Significantly reduced tuition
- Free or reduced lunch qualifies for scholarship -- almost no cost
- See page 69 in Program of Studies for dual credit courses available.

14



## NCAA & NAIA Requirements

- Potential athletes should consult curriculum requirements early in high school
- Consider registering towards end of junior year
- Consult:
  - NCAA (National Collegiate Athletic Association)  
<http://eligibilitycenter.org>
  - NAIA (National Association of Intercollegiate Athletics)  
<http://naiaeligibilitycenter.org>
  - Mr. Shultis, Activities Director


15



## Power School Overview

- Grades & Attendance
- Grade History
- Class Registration
- Program of Studies
- Access to eTranscripts, Choice Ready & ND Scholarship (See email from Nikki Brandenburger)
- 4-Year Rolling Plan

16

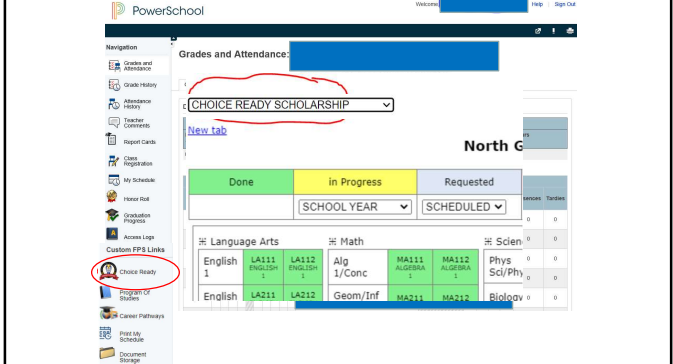


## ND Scholarship

- Up to \$6,000 given over 4 years
  - \$750 per semester
  - Must maintain additional state criteria
- To view progress, check Choice Ready link in PowerSchool
- See Mrs. Cramer, Career Advisor, for questions

[ND Scholarship Video](#)

17



The screenshot shows the PowerSchool interface. A dropdown menu is open, showing 'CHOICE READY SCHOLARSHIP' selected. Below it, a grid of courses is visible, including English, Math, and Science. The 'CHOICE READY SCHOLARSHIP' text is circled in red.

18

## ND Scholarship


**Congratulations! You are Choice Scholarship Ready.**

**POST-SECONDARY SCHOLARSHIP READY**

- ✓ CCSC minimum composite score
- ✓ ACT composite of 24 or
- ✓ SAT composite of 1100

**WORKFORCE SCHOLARSHIP READY**


- ✓ Indicator set 1
- ✓ Score 5 or higher on all three Workforce tests @ ACT or SA
- ✓ 4 credits of CTE with 2 credits in same plan of study



**MILITARY SCHOLARSHIP READY**

- ✓ AFJPC score of 80 or greater
- ✓ AFJPC score of 70 or greater on the standardized basic training
- ✓ Priority PA Students who have successfully completed required PE courses (A, B, or C) for SA, SA

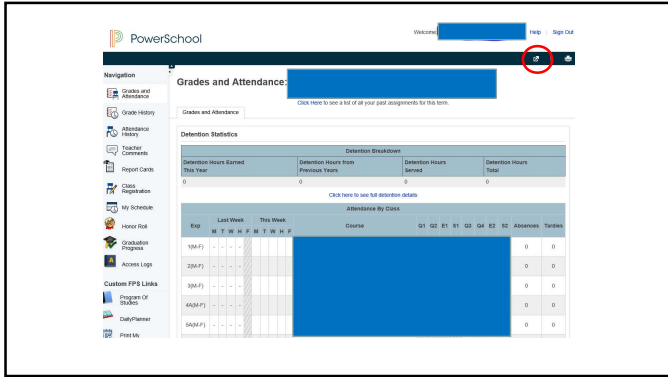
19



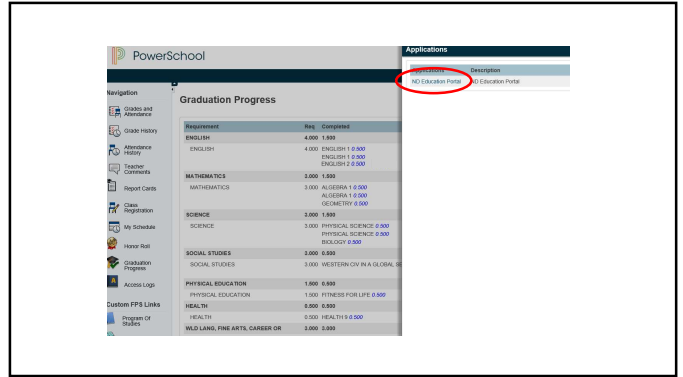
## eTranscript

- Online transcript available for student viewing.
- Platform to send transcripts to post-secondary schools.
- Tracking program to view progress towards graduation.
- Tracking program to see status on ND Scholarship

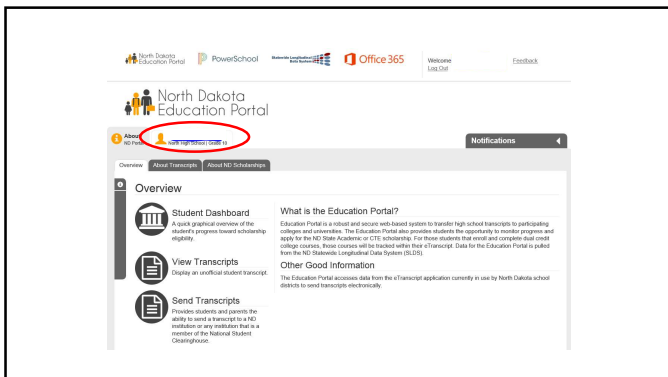
20



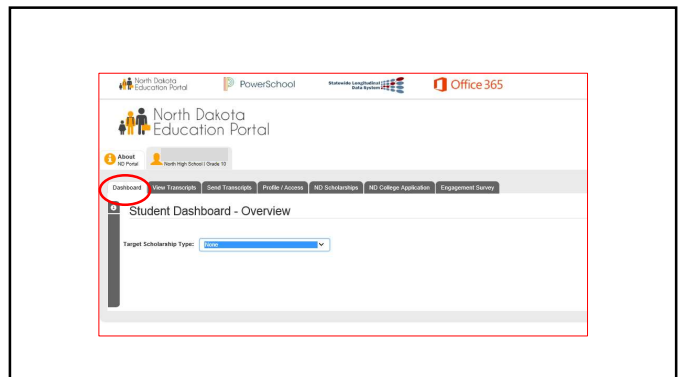
21



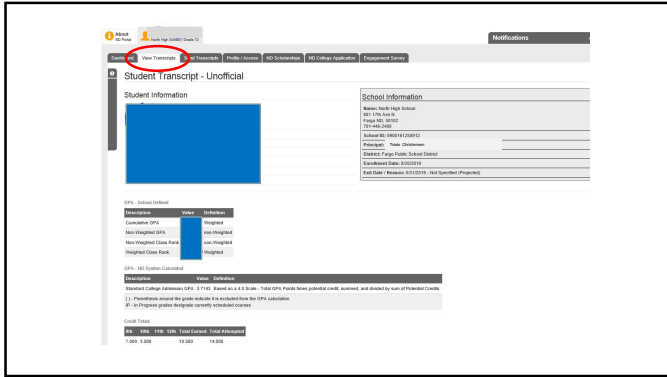
22




23



24




25



## 4-Year Rolling Plan

- Important things to check when creating plan:
  - Check for pre-requisites
  - Check for availability of classes for grade levels and yearly offerings
  - Think about your plans after high school
  - Look at necessary requirements for graduation
  - Check your etranscript for progress on potential ND scholarships

26



## Post-Secondary Plans

Updating your Post-Secondary Plans


Complete YOUR Post-Secondary Plans portion of your 4-year Rolling Plan.

1. Choose a Pathway
2. Identify a potential school, employer, etc. for the location.
3. Identify a focus area. This could be a potential career path, minor, branch or major.
4. Add notes, as desired. Repeat for Plan B.

Save your work by clicking on Update Post-Secondary Plans

Your work has been **SAVED** when you see the **UPDATED TRANSCRIPT**

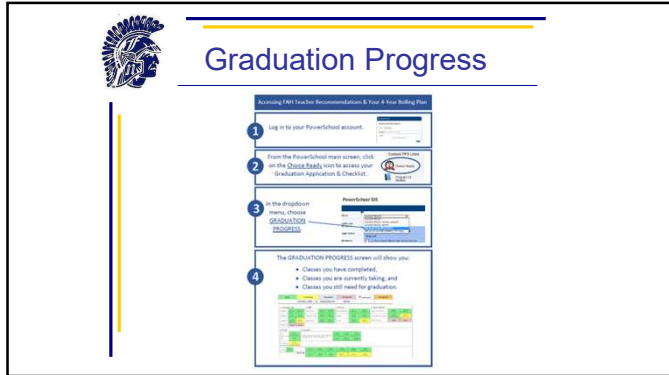
27



## Graduation Progress

- Important things to check when creating plan:
  - You can look at your high school transcript through eTranscripts.
  - You can review your paper transcript.
  - You can review your high school coursework in PowerSchool by looking at Graduation Progress or the Choice Ready Graduation Progress.

28

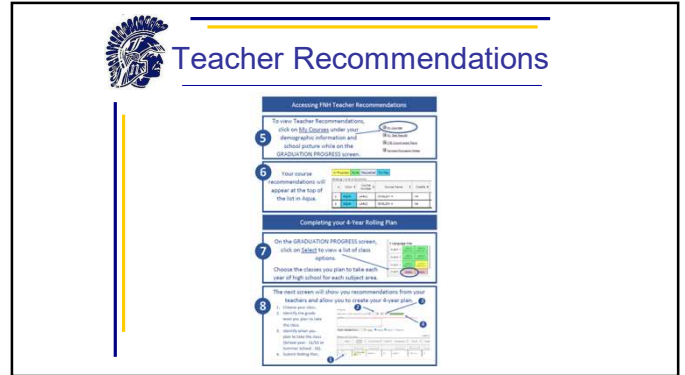


## Graduation Progress

**Accessing P&T Teacher Recommendations & Your 4-Year Rolling Plan**

- 1 Log in to your PowerSchool account.
- 2 From the PowerSchool main screen, click on the **CLASS STAFF** icon to access your Graduation Application & Checklist.
- 3 In the dropdown menu, please select **GRADUATION PROGRESS**.
- 4 The **GRADUATION PROGRESS** screen will show you:
  - Classes you have completed.
  - Classes you are currently taking, and
  - Classes you still need for graduation.

29



## Teacher Recommendations

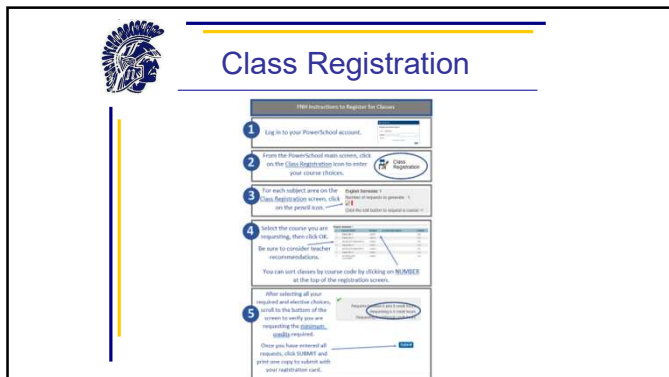
**Accessing P&T Teacher Recommendations**

- 5 To view Teacher Recommendations, click on **My Courses** under your Home page information and school picture while on the **GRADUATION PROGRESS** screen.
- 6 Your course recommendations will appear at the top of the list in blue.

**Completing your 4-Year Rolling Plan**

- 7 On the **GRADUATION PROGRESS** screen, click on **PLAN** to view a list of class options. Choose the classes you plan to take each year of high school for each subject area.
- 8 The next screen will allow you to create your 4-year plan.
  1. Choose your plan.
  2. Review your plan.
  3. Print your plan.
  4. Submit your plan.

30



## Class Registration

**P&T Instructions to Register for Classes**

- 1 Log in to your PowerSchool account.
- 2 From the PowerSchool main screen, click on the **CLASS REGISTRATION** icon to enter your course choices.
- 3 For each subject area on the Class Registration screen, click on the period icon.
- 4 Select the course you are requesting, then click **OK**. Be sure to consider teacher recommendations. You can sort classes by course code by clicking on **NUMBER** at the top of the registration screen.
- 5 After selecting all your required and elective choices, click on the **Submit** button at the bottom of the screen to verify you are receiving the graduation credits required. Once you have entered all requests, the **SUBMIT** and **PRINT** icons will print one copy to review with your registration card.

31



## Card Collection

- Mrs. Livingston: Tuesday, February 4
- Ms. Hetland: Wednesday, February 5
- Mr. Puhl: Thursday, Thursday, February 6

**You will need:**

- Completed registration card with signature
- Completed 4-year rolling plan
- Completed course requests
- Charged PLD to review course requests

32